
Education Funding - Scenario Comparison

Prepared for:

John and Martha Smith

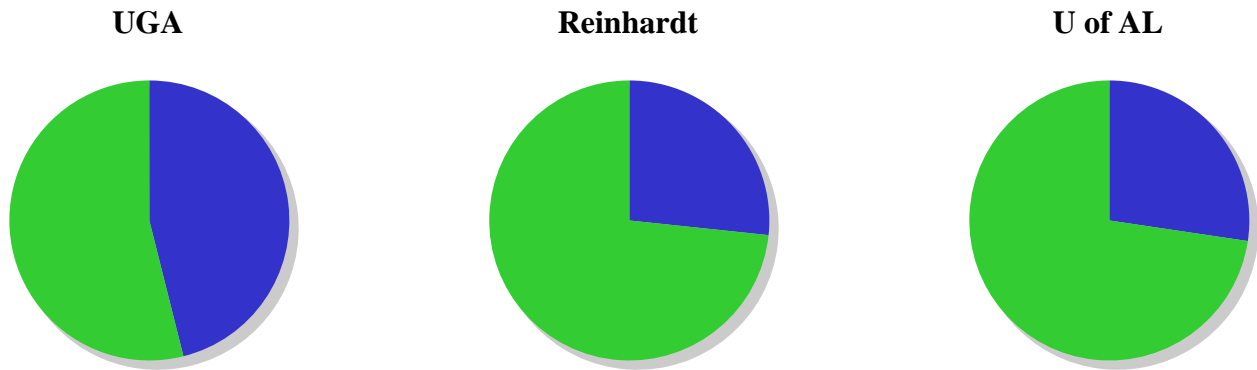
April 16, 2007




Prepared by:

Kurt Miller

Financial Soundings Inc.
Rumson
New Jersey, NJ 07722
732-332-0619

Key Results Comparison



	UGA	Reinhardt	U of AL
Education Funding Goal (future value)	\$125,260	\$216,165	\$211,043
 Current resources	46.08%	26.70%	27.35%
 Proposed funding	53.88%	73.43%	72.65%
Total need funded	99.96%	100.13%	100.00%
 Total shortfall	0.04%	0.00%	0.00%

Scenario Descriptions

UGA - University of Georgia

In state public University

Reinhardt - Reinhardt College

Private In-state School

U of AL - University of Alabama

Out of state university

All rates are hypothetical. Actual rates will vary.

Key Data

Student Information	UGA	Reinhardt	U of AL
Student 1			
First name	Adam	Adam	Adam
School name	U. of Georgia	Reinhardt College	U. of Alabama
Years until need	18	18	18
Years of need	4	4	4
Annual cost	\$11,004	\$18,990	\$18,540
Percent to fund	100.00%	100.00%	100.00%
Current Resources			
Education assets	\$0	\$0	\$0
Annual education funding amount	\$1,200	\$1,200	\$1,200
Number of years to continue funding	18	18	18
Rate funding increases annually	2.00%	2.00%	2.00%
Annual rate of return (before tax)	8.00%	8.00%	8.00%
Other future amount expected	\$0	\$0	\$0
Year other future amount will be available	2007	2007	2007
Assumptions			
Education inflation rate	5.50%	5.50%	5.50%
Effective income tax rate (state & federal)	25.00%	25.00%	25.00%
Fund To the beginning of the first education goal or Through the end of the last education goal	Through	Through	Through
Tax treatment of education assets	Tax Free	Tax Free	Tax Free
Additional Funding Amount			
Monthly amount	\$125	\$294	\$284
Annual rate of return (before tax)	8.00%	8.00%	8.00%
Increase rate	0.00%	0.00%	0.00%

