



John Doe
 123 some street
 some city, some state 12345

YOUR Retirement Plan Analysis



XYZ 401(k) Plan

Name:	John Doe	Current Annual Salary:	\$50,000
Age:	45	Projected Salary Growth Rate:	2%
Retirement Age:	67	Projected Salary at Retirement:	\$77,299

In this retirement plan analysis YOU will receive:

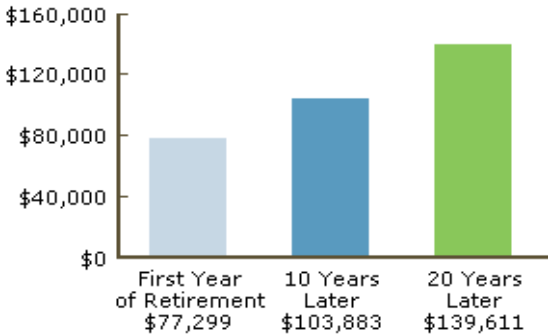
1. Current Retirement Plan Analysis.
2. Sample Paycheck Analysis and Future Value Projections.
3. Suggestions On How to Invest to Improve Your Chances of Success.

Current Retirement Plan Analysis

How much income will YOU need in retirement?

- We suggest that you plan on at least 100% of your final year's income to maintain your lifestyle during your retirement years.
- Based on your current salary of \$50,000, and a growth rate of 2%, it is estimated that your salary in your final year before retirement will be \$77,299. This means you should plan on needing an income of \$77,299 in your first year of retirement.
- Including continued increases in the cost of living during retirement, your income needs will also continue to rise. You'll need even more retirement income if you don't have good post-retirement health and drug insurance to cover what Medicare doesn't.

Income Needs During Retirement



Assumptions have been made to create this report. Assumptions are not guaranteed. For example, your salary may or may not increase at the stated rate, your employer contribution may change or be eliminated, and/or inflation may or may not grow at the assumed rate of 3%. Also, the report is only based on limited information your employer and record keeper have about your retirement account services.

Where will YOUR retirement income come from?

When planning for retirement you have the following major sources of income:

- 1 Social Security
- 2 Pension
- 3 Retirement Plans
- 4 Other Savings



Your sources of retirement income

- Social Security, \$20,580
- Pension Plan Accrued Value, \$42,000
- Shortfall, \$14,719

Currently, because you are not participating in the retirement plan, you are relying entirely on Social Security, pension, and other savings to provide the income you will need in retirement.

This illustration, and our suggestions about how much you need to save for retirement, are based on several assumptions, including that you remain employed, your wages increase as we assumed (see the first page), your employment continues to qualify for credit toward Social Security benefits, and there are no changes in any law concerning Social Security.

Are YOU on track to meet your goals?

CAUTION!

You are not on track and have a low likelihood of meeting your retirement goals.

Based on your income needs during retirement you will need **\$77,299** in your first year of retirement. Without participating in the retirement plan and without other savings you will most likely only cover **\$62,580**, or **81%** of your income need. This means you have a shortfall of **\$14,719** and a low likelihood of meeting your retirement objectives. We suggest you should target at least a **90%** probability in order to plan appropriately.

We suggest you should target at least a **90%** probability in order to plan appropriately.

Our illustrations about your probability of reaching your retirement goal is based on assumptions, forecasts, and simulations about what the future might be like. See the last page and our Disclosure Statement for more information.

How to get on track



YOUR retirement objectives

First Year Income: \$77,299

Retirement Age: 67

YOUR savings rate options

	Option 1	Option 2
First Year Income	\$77,299 or 100%	\$77,299 or 100%
Your Contribution Pre-tax	2%	5%
Risk Level (on a scale from 0-100)	66	66
Projected Wealth at Retirement	\$58,850	\$264,823
Likely Additional Retirement Income	\$4,473	\$20,129
Probability of attaining retirement objective	5%	82%

A 2% contribution to your plan could increase your retirement savings by \$58,850

A 5% contribution to your plan could increase your retirement savings by \$264,823

How Will This Impact MY Paycheck?






Based on your current salary of \$50,000 and a 24% federal tax bracket, the two plans would impact your paycheck approximately as follows:

	Option 1: 2%	Option 2: 5%
Projected Savings Per Pay	\$83	\$208
Projected Savings Per Year	\$1,000	\$2,500
Projected Reduction Per Paycheck	\$63	\$158

SUGGESTED asset allocation

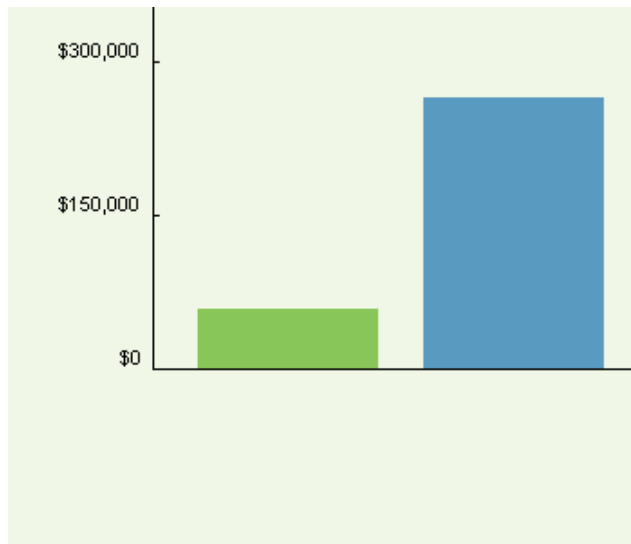
By implementing either of these plans you could increase your probability of reaching your retirement goal. **Option 2** will increase your chances of success in reaching your retirement goal to 82% and could increase your projected wealth at retirement to \$264,823.



For the specific funds available within each asset class for your plan, please refer to the implementation portion of your Annual Portfolio Review.

	Divers Govt Bonds	34%
	Large Cap Core	25%
	Mid Cap Core	8%
	Small Cap Core	17%
	Divers Intl Eq	16%



Projected WEALTH at retirement



	Projection of Option 1 Portfolio:
	\$58,850
	Projection of Option 2 Portfolio:
	\$264,823

Potential Impact of Implementing the Option 2 Portfolio: \$264,823

Implementation is EASY

Step 1: Determine how much you want to contribute.

Step 2: Decide if you would like to use our suggested allocation or make your own investment decision.

Step 3: To enroll in the plan, visit <http://www.recordkeeper.com> to obtain the required enrollment materials. To accept the suggested allocation for the Retirement Plan, please reference the "Implementing YOUR portfolio allocation" table when completing your enrollment application.

CUSTOMIZED TEXT

Portfolio Allocation

Please Remember to complete the form for each Retirement Plan on which you would like to implement these suggestions.

John Doe, 123 some street, some city, some state 12345

Implementing YOUR portfolio allocation

XYZ 401(k) Plan Allocation

Asset Class	Fund Name	Ticker	Suggested Allocation
Divers Govt Bonds			34%
	Schwab Total Bond Market Index Fund	SWLBX	17%
	PIMCO Total Return Fund (D)	PTTDX	17%
Large Cap Core			25%
	Schwab 1000 Fund (INV)	SNXFX	25%
	Victory Diversified Stock Fund (A)	SRVEX	0%
	Sound Shore Fund	SSHFX	0%
Mid Cap Core			8%
	ABN AMRO Mid Cap Fund	CHTTX	4%
	Hennessy Cornerstone Growth Fund	HFCGX	4%
Small Cap Core			17%
	Rainier Small/Mid Cap Equity Portfolio	RIMSX	17%
Divers Intl Eq			16%
	American Funds Europacific Growth Fund (R3)	RERCX	8%
	AllianceBernstein Intl. Value Fund (A)	ABIAX	8%
Totals			100%

Please identify your desired deferral amount (percentage of salary) % _____

Employee Name _____

Employee Signature _____ Date _____ Phone # _____

To accept the suggested allocation for the Retirement Plan, check here.

Please detach the "Implementing your portfolio" section of this statement and return it in the provided postage paid envelope. Please retain a copy for your records. A service representative will contact you to assist with the enrollment process.

Note: If you prefer to enroll without assistance, you may contact your local record keeper representative to obtain enrollment materials.



Important information about this Investment Management

Financial Soundings Investment Advisor, LLC's ["we", "us", "our"] Retirement Planning Insights can help you decide how much to save for retirement, and how to invest your Plan account.

How we form our investment advice: Our Retirement Planning Insights service uses portfolio-optimization and "Monte Carlo" stochastic simulation methods to illustrate for you the contributions rates and investment mix that could help you increase the likelihood that you'll meet your retirement-planning goal.

Our advice is based on assumptions: Our math takes as given what you (or your Employer) told us about your age, when you'd like to retire (or, if you didn't tell us, an assumed retirement age), other facts or assumptions shown on the first page, and some other facts if you told us. We use an assumption about how long you'll live. Along with this, contributions and your willingness to take investment risk are the key "drivers" of how likely it is that what you're doing now – or what you might choose to do – will help you achieve your retirement-planning goal. (If you didn't tell us about your tolerance for investment risk, we assumed a "medium" tolerance for whatever we don't estimate based on how many years there are until your desired or assumed retirement age.) We "put a number on" this probability by making assumptions about several different future investment scenarios, simulating what would happen under each, and expressing all this as a kind of weighted average. Of course, no one can predict the future.

Asset-allocation recommendation: For our asset-allocation recommendation, we do the math to find the mix of asset classes - using only those available under your Plan's investment options - that, based on expected-return assumptions and simulations, might achieve a desired long-term investment return without taking more risk than you're willing to accept, or at the probability of "success" that you asked us to illustrate. Our recommendations are only for your Plan account.

Fund recommendations: Because our asset-allocation recommendations are about how much of your Plan account you should allocate to each asset class, we recommend that you "fill" the amount that you decide to invest in an asset class by choosing one or more diversified Funds for each asset class. For our recommendations about particular Funds (rather than asset classes), INSIGHTS looks only to the options on your Plan's investment menu. Further, we restrict our analysis to Funds that are registered with the Securities and Exchange Commission. To learn about a Fund, including an explanation of its investment policies and methods, read the Fund's prospectus – or at least its profile or fact sheet. While we're responsible for our mathematical evaluation (using the weighting of factors you asked for), of a Fund's past performance, we have no responsibility for any information furnished by, on behalf of, or about a Fund. A Fund's past performance doesn't predict its future performance.

We give advice; you decide: All decisions remain with you. Although we try to make it easy for you, you make your decisions and give your instructions. You may fully accept our recommendations, or change your contribution rate and investment directions to suit what makes sense to you. You're in the driver's seat; you decide.

Who's responsible: You're responsible (and your Plan's fiduciaries are not responsible) for anything that results from your decision, choice, or direction. Your Employer or Plan fiduciary wants to make it convenient for you to get investment advice; but this doesn't mean that they're responsible for our recommendations.

Our fee: Our fee is paid without separately charging your Plan account. Unless your Employer pays our fee from its money, your Plan account bears our fee indirectly to the extent that it's affected by other service providers' and investments' fees.

For more information: To get our Disclosure Brochure, Code of Ethics, Privacy Policy, or other documents, visit our website at www.FinancialSoundings.com, e-mail us at info@FinancialSoundings.com, telephone us at 678-393-8222, or send your request to our fulfillment service center: 1055 Powers Place, Suite A, Alpharetta, GA 30009. Information about us also is available on the Internet at www.adviserinfo.sec.gov, but registration as an investment adviser does not imply any level of skill or training.

All information is subject to your Plan's written agreement with us. There is no agreement between you and us. If you want to read your Plan's agreement, you must send your written request to your Plan's administrator.